

ವಿದ್ಯುತ್ ಪರಿವೀಕ್ಷಣಾಲಯ ಇಲಾಖೆ

Department of Electrical Inspectorate

ಸಿನೆಮಾ ಆಪರೇಟರ್ ಪರವಾನಗಿ ನಕಲು ನೀಡಲು ಅರ್ಜಿ

Application for Issue of Duplicate Cinema Operator License

Step 1: Go to sevasindhu.karnataka.gov.in website and click on **Departments & Services**.

The screenshot shows the homepage of the Seva Sindhu website. The navigation bar includes 'HOME', 'ABOUT SEVA SINDHU', 'DEPARTMENTS & SERVICES' (highlighted), 'SERVICE CENTERS', 'GRAMA ONE', 'REPORTS-DASHBOARD', 'FAQ', 'DEPARTMENT CONTACT DETAILS', and 'CONTACT US'. Below the navigation bar, there are several service categories: 'REVENUE DEPARTMENT', 'HEALTH DEPARTMENT', 'WOMEN AND CHILD', 'DEPARTMENT OF LABOUR', and 'POLICE DEPARTMENT'. There are also buttons for 'REGISTERED USERS LOGIN HERE', 'RAISE YOUR COMPLAINT', 'TRACK YOUR APPLICATION STATUS', 'NEW USERS REGISTER HERE', 'CATEGORY WISE SERVICES', and 'COVID RELATED SERVICES'.

Step 2: Click on **Department of Electrical Inspectorate** and Select **Application for Issue of Duplicate Cinema Operator License** Service name. Alternatively, you can search for Application for Issue of Duplicate Cinema Operator License in the search option.

The screenshot shows the 'DEPARTMENTS & SERVICES' page on the Seva Sindhu website. The 'Department of Electrical Inspectorate' is selected, and the 'Issue of Duplicate Cinema Operator License' service is highlighted with a red circle. The search bar is also visible.

Step 3 : Click on Apply online.

The screenshot shows a web browser window with the URL sevasindhu.karnataka.gov.in/Sevasindhu/DepartmentServices. A modal window titled "Issue of Duplicate Cinema Operator License" is displayed. The modal contains the following information:

- Eligibility:** Citizens of India
- Supporting Document:**
 1. FIR (Original)
 2. Affidavit
 3. Original License / Report from EI
 4. ID Proof
 5. Requisition Letter of Cinema Operator
- Application Fee :** Rs 50
- Service Charge (Free for Online Submission) :** Rs 25
- Delivery Time (Days) :** 10
- Procedure for applying:**
 1. Applicant fills the form, attaches the documents and pay requisite fee online
 2. Applicant will get the Acknowledgment
 3. Department will process the application
 4. Applicant will receive the license/endorsement from department

A green "Apply Online" button is located at the bottom right of the modal and is circled in red.

Step 4: Enter the username, password/OTP, captcha and click on Log In button.

The screenshot shows a web browser window with the URL serviceonline.gov.in/karnataka/directApply.do?serviceId=1456. The login form contains the following fields and elements:

- Username field: 9611106670
- Password field: masked with dots
- GET OTP button
- Captcha field: 153836
- Input field for the captcha: 153836
- LOG IN button (circled in red)
- Forgot Password ? link
- Don't have an account? Register HERE link

An "Activate Windows" watermark is visible in the bottom right corner of the page.

Step 5: Fill the Applicant Details.

ವಿದ್ಯುತ್ ಪರಿವೀಕ್ಷಣಾಲಯ ಇಲಾಖೆ
Department of Electrical Inspectorate
ಸಿನೆಮಾ ಆಪರೇಟರ್ ಪರವಾನಗಿ ನಕಲು ನೀಡಲು ಅರ್ಜಿ
Application for Issue of Duplicate Cinema Operator License

Applicant Details/ಅರ್ಜಿದಾರರ ವಿವರಗಳು

Name of Applicant/ಅರ್ಜಿದಾರರ ಹೆಸರು * Pattan Sadik Basha

Photo/ಭಾವಚಿತ್ರ (max 500kb, png/jpg/jpeg) * No file chosen

Specimen signature/ಮಾದರಿ ಸಹಿ * No file chosen

Father's Name/ತಂದೆಯ ಹೆಸರು * Arjun

Mobile Number/ಮೊಬೈಲ್ ಸಂಖ್ಯೆ * 8660946021

Email/ಇಮೇಲ್ ವಿಳಾಸ * arjun.edcs1998@gmail.com

Permit number/ಪರವಾನಗಿ ಸಂಖ್ಯೆ * 123456789

Permit valid upto/ಪರವಾನಗಿ ಮಾನ್ಯತೆ * 01/06/2021

Is applicant employed as Cinema Operator? ಅರ್ಜಿದಾರರು ಸಿನೆಮಾ ಆಪರೇಟರ್ ಆಗಿ ಕೆಲಸ ಮಾಡುತ್ತಿದ್ದಾರಾ? * Yes/ಹೌದು No/ಇಲ್ಲ

Permanent Address/ಖಾಯಂ ವಿಳಾಸ

Address 1/ವಿಳಾಸ 1 *

Step 6: Verify the details. If details are correct, select the checkbox ("Yes")& Submit.

Declaration /ಘೋಷಣೆ

I hereby declare that the particulars stated above are correct to the best of my knowledge and that I have read the Karnataka Cinemas (Regulation) Act 1964 (Karnataka Act 23 of 1964) and the Karnataka Cinemas (Regulation) Rules 2014 and fully understand the terms and conditions under which Permit is granted and breach of which will render my Permit liable for cancellation./ಮೇಲೆ ತಿಳಿಸಲಾದ ವಿವರಗಳು ನನಗೆ ತಿಳಿದ ಮಟ್ಟಿಗೆ ಸರಿಯಾಗಿದೆ ಎಂದು ಈ ಮೂಲಕ ಘೋಷಿಸುತ್ತೇನೆ. ಕರ್ನಾಟಕ ಸಿನೆಮಾ (ನಿಯಂತ್ರಣ) ಕಾಯ್ದೆ ೧೯೬೪ (ಕರ್ನಾಟಕ ಕಾಯ್ದೆ ೨೩ ೧೯೬೪) ಮತ್ತು ಕರ್ನಾಟಕ ಸಿನೆಮಾ (ನಿಯಂತ್ರಣ) ನಿಯಮಗಳು ೨೦೧೪ ಓದಿದ್ದೇನೆ, ಹಾಗೂ ಪರವಾನಗಿಯನ್ನು ಯಾವ ನಿಯಮಗಳು ಮತ್ತು ಷರತ್ತುಗಳ ಮೇಲೆ ನೀಡಲಾಗಿದೆ ಎಂದು ಸಂಪೂರ್ಣವಾಗಿ ಅರ್ಥಮಾಡಿಕೊಂಡಿದ್ದೇನೆ ಹಾಗೂ ಅದರ ಉಲ್ಲಂಘನೆ ಮಾಡಿದಲ್ಲಿ, ನನ್ನ ಪರವಾನಗಿಯನ್ನು ರದ್ದುಗೊಳಿಸಬಹುದೆಂಬ ವಿಷಯವನ್ನು ನಾನು ತಿಳಿದಿರುತ್ತೇನೆ.

I Agree *

Word verification

312628

Please enter the characters shown above

312628

Step 7: A fully filled form will be generated for user verification, if have an corrections click on **Edit** option, otherwise processed to **Attach Annexures**.

Application not yet submitted. To proceed click on the appropriate button available at the bottom of this page

Applicant Details/ಅರ್ಜಿದಾರರ ವಿವರಗಳು

Name of Applicant/ಅರ್ಜಿದಾರರ ಹೆಸರು :	Pattan Sadik Basha
Photo/ಛಾವಿಚಿತ್ರ (max 500kb, png/jpg/jpeg) :	
Specimen signature/ಮಾದರಿ ಸಹಿ :	
Father's Name/ತಂದೆಯ ಹೆಸರು :	Arjun
Mobile Number/ಮೊಬೈಲ್ ಸಂಖ್ಯೆ :	8660946021
Email/ಇಮೇಲ್ ವಿಳಾಸ :	arjun edcs1998@gmail.com
Permit number/ಪರವಾನಗಿ ಸಂಖ್ಯೆ :	123456789
Permit valid upto/ಪರವಾನಗಿ ಮಾನ್ಯತೆ :	01/06/2021
Is applicant employed as Cinema Operator?ಅರ್ಜಿದಾರರು ಸಿನಿಮಾ ಆಪರೇಟರ್ ಆಗಿ ಕೆಲಸ ಮಾಡುತ್ತಿದ್ದಾರಾ ? :	No/ಇಲ್ಲ

Permanent Address/ಪ್ರಾಯಂ ವಿಳಾಸ

Step 8 : Click on **Attach Annexures**.

Address 1/ವಿಳಾಸ 1 : xxxxxxxx

Country/ ದೇಶ : India

State/ರಾಜ್ಯ : KARNATAKA

District/ಜಿಲ್ಲೆ : BENGALURU URBAN

hideaddress : 04-03-1991

Declaration /ಘೋಷಣೆ

I hereby declare that the particular's stated above are correct to the best of my knowledge and that I have read the Karnataka Cinemas (Regulation) Act 1964 (Karnataka Act 23 of 1964) and the Karnataka Cinemas (Regulation) Rules 2014 and fully understand the terms and conditions under which Permit is granted and breach of which will render my Permit liable for cancellation./ಮೇಲೆ ತಿಳಿಸಲಾದ ವಿವರಗಳು ನನಗೆ ತಿಳಿದ ಮಟ್ಟಿಗೆ ಸರಿಯಾಗಿದೆ ಎಂದು ಈ ಮೂಲಕ ಘೋಷಿಸುತ್ತೇನೆ . ಕರ್ನಾಟಕ ಸಿನಿಮಾ (ನಿಯಂತ್ರಣ) ಕಾಯ್ದೆ ೧೯೬೪ (ಕರ್ನಾಟಕ ಕಾಯ್ದೆ ೨೩ ೧೯೬೪) ಮತ್ತು ಕರ್ನಾಟಕ ಸಿನಿಮಾ (ನಿಯಂತ್ರಣ) ನಿಯಮಗಳು ಅಂಗಳ ಓದಿದ್ದೇನೆ , ಹಾಗೂ ಪರವಾನಗಿಯನ್ನು ಯಾವ ನಿಯಮಗಳು ಮತ್ತು ಷರತ್ತುಗಳ ಮೇಲೆ ನೀಡಲಾಗಿದೆ ಎಂದು ಸಂಪೂರ್ಣವಾಗಿ ಅರ್ಥಮಾಡಿ ಕೊಂಡಿದ್ದೇನೆ ಹಾಗೂ ಅದರ ಉಲ್ಲಂಘನೆ ಮಾಡಿದ್ದಲ್ಲ. ನನ್ನ ಪರವಾನಗಿಯನ್ನು ರದ್ದುಗೊಳಿಸಬಹುದೆಂಬ ವಿಷಯವನ್ನು ನಾನು ತಿಳಿದಿರುತ್ತೇನೆ .

I Agree : Yes

Additional Details

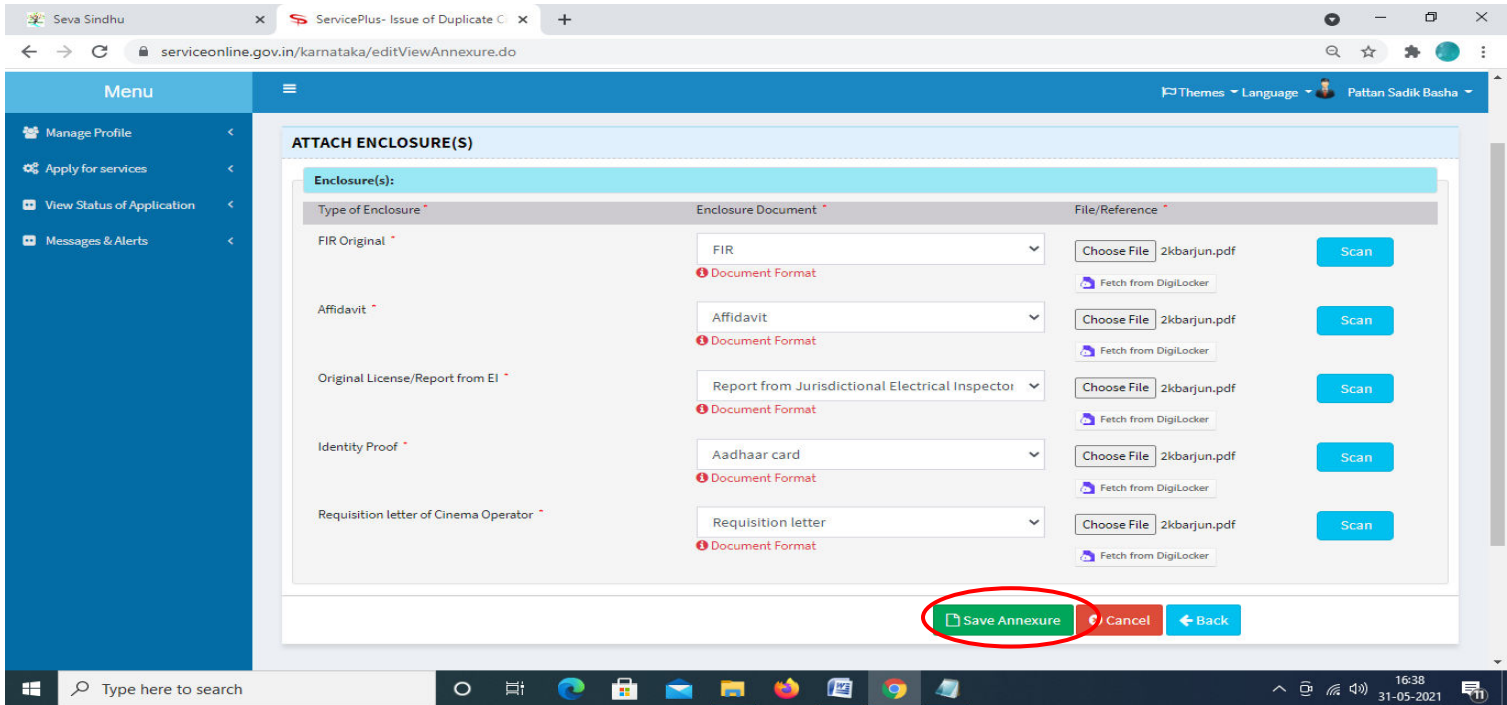
Apply to the Office : Department of Electrical Inspectorate (STATE)

Draft Reference No : Draft_EN0095/2021/00009

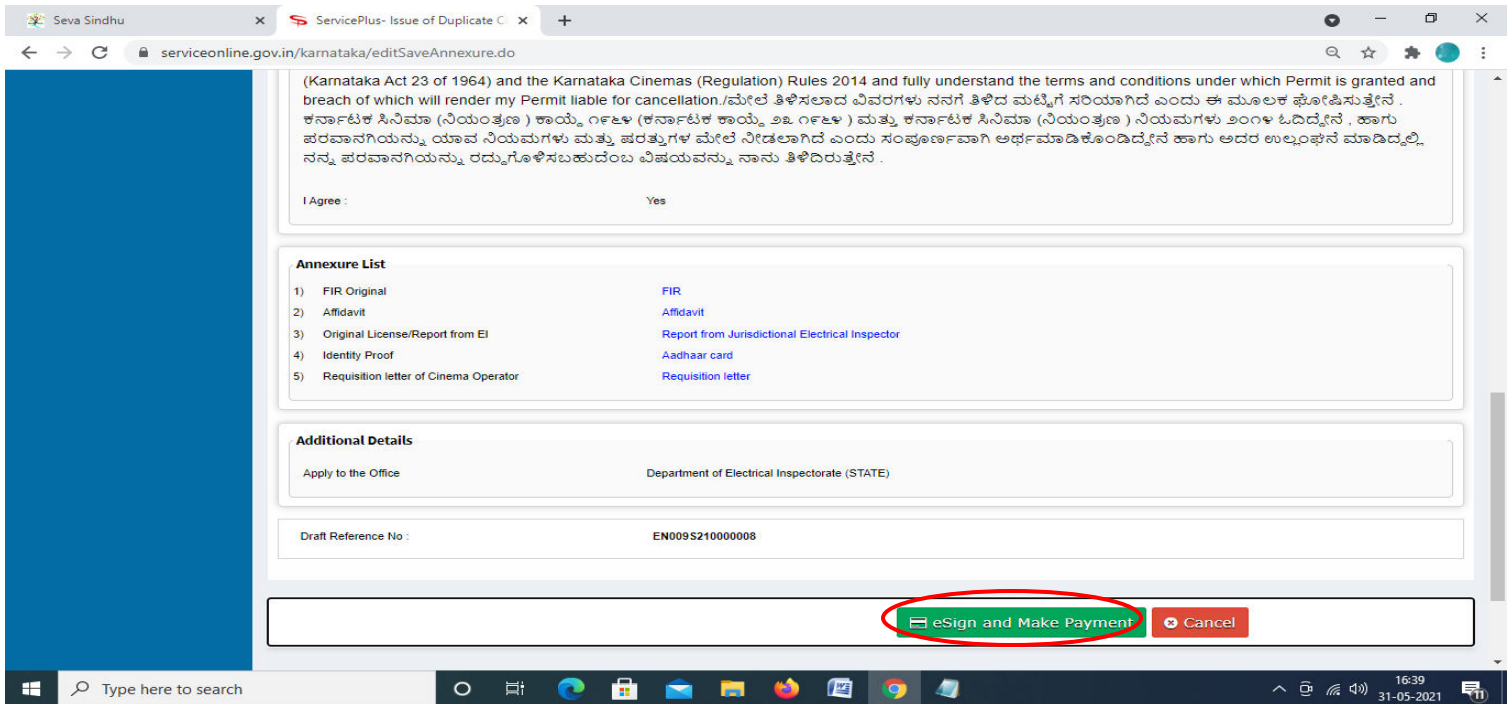
31/5/2021 04:36:34 IST <http://serviceonline.gov.in/karnataka>

Attach Annexure Edit Cancel Click here to initiate new application

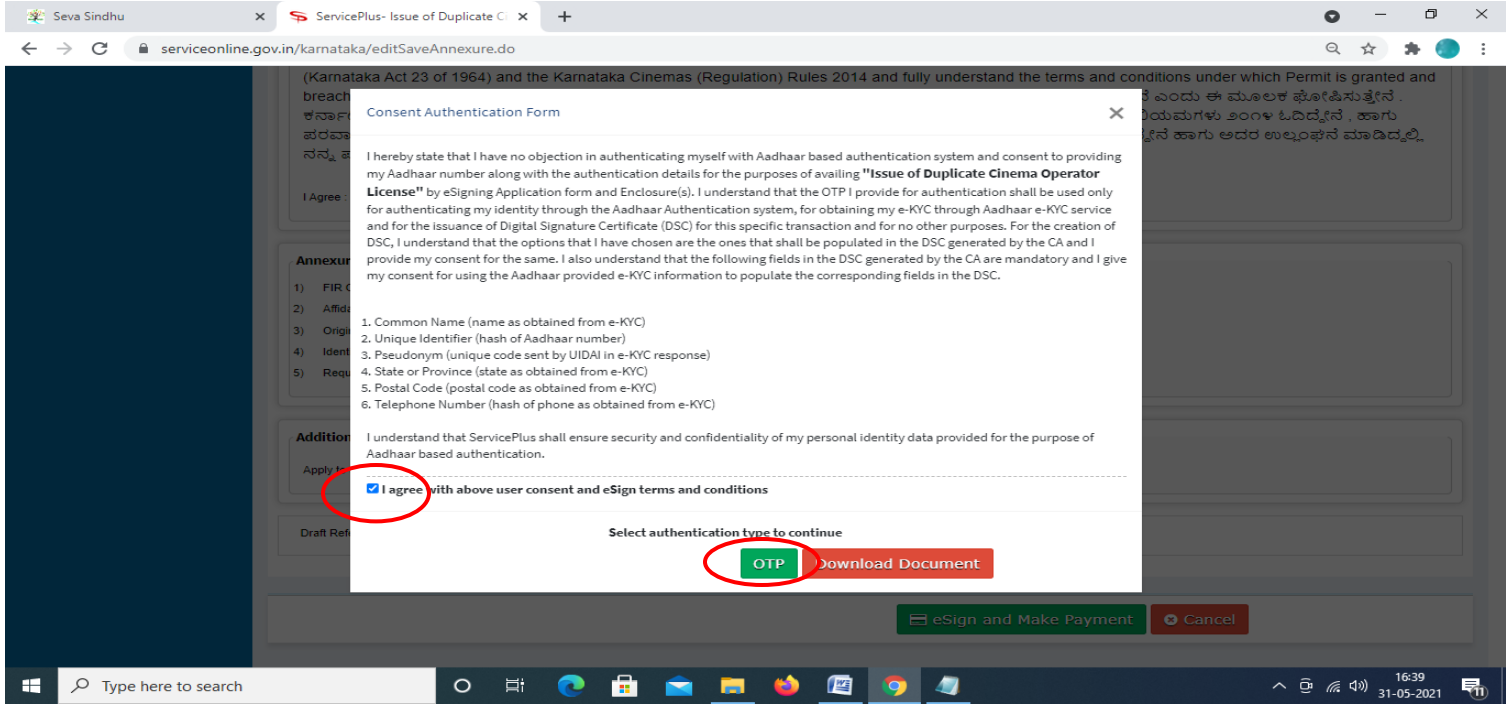
Step 9: Attach the Annexures and click on Save Annexures.



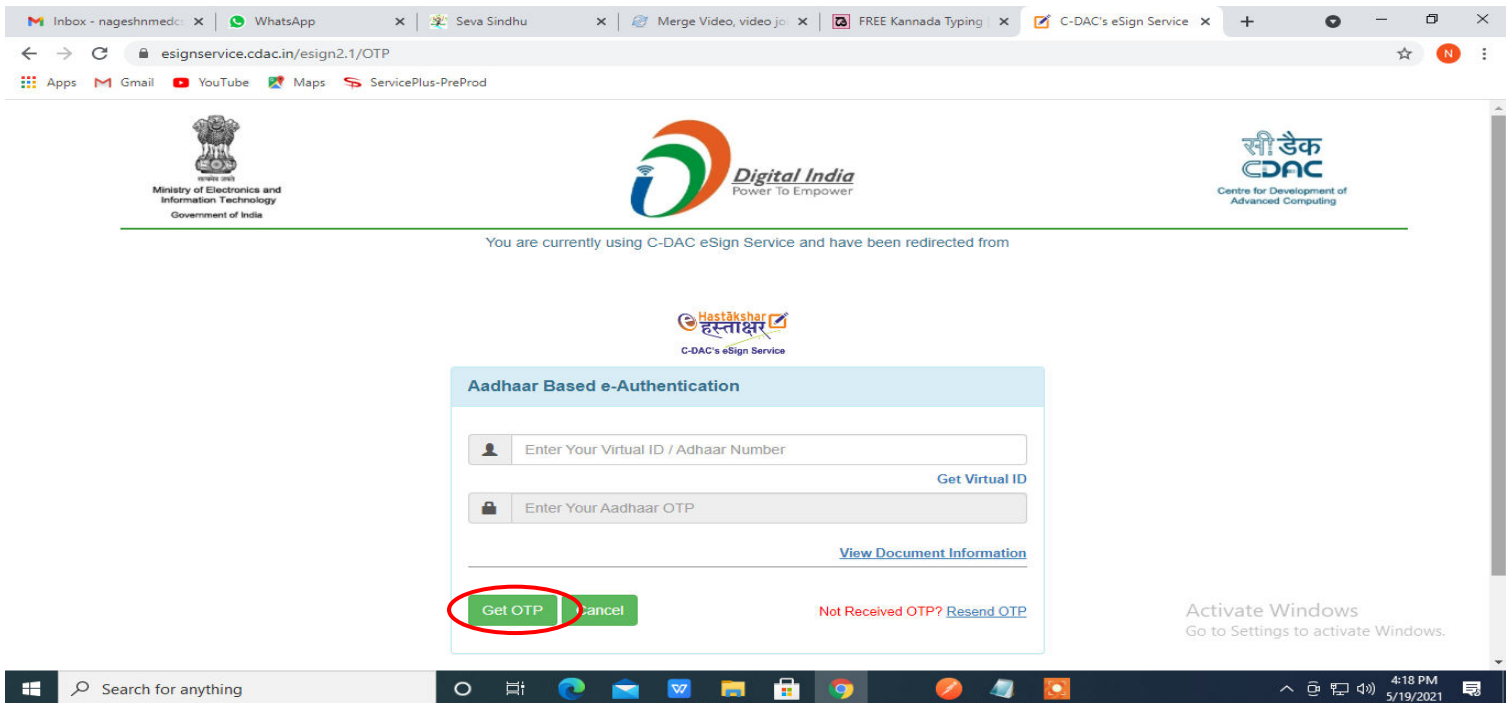
Step 10 :Saved Annexures will be displayed and click on eSign and Make Payment to proceed.



Step 11 : Click on I agree with above user consent and eSign terms and conditions and Select authentication type to continue and click on **OTP**.



Step 12 : Enter Aadhar Number and click on get OTP.



Step 13 :Enter OTP and click on Submit.

The screenshot shows a web browser window with the URL `esignservice.cdac.in/esign2.1/OTP`. The page header includes the Ministry of Electronics and Information Technology logo, the Digital India logo, and the C-DAC logo. A message states: "You are currently using C-DAC eSign Service and have been redirected from". Below this is the "Hastakshar" logo and "C-DAC's eSign Service". The main content area is titled "Aadhaar Based e-Authentication" and contains a form with the following fields and options:

- Aadhaar Number: `472245377750` (with a "Get Virtual ID" link)
- OTP: `.....`
- Checkbox: I have read and provide my [consent](#) (with a "View Document Information" link)
- Buttons: **Submit** (circled in red) and **Cancel**
- Text: [Not Received OTP? Resend OTP](#)

The Windows taskbar at the bottom shows the time as 4:19 PM on 5/19/2021.

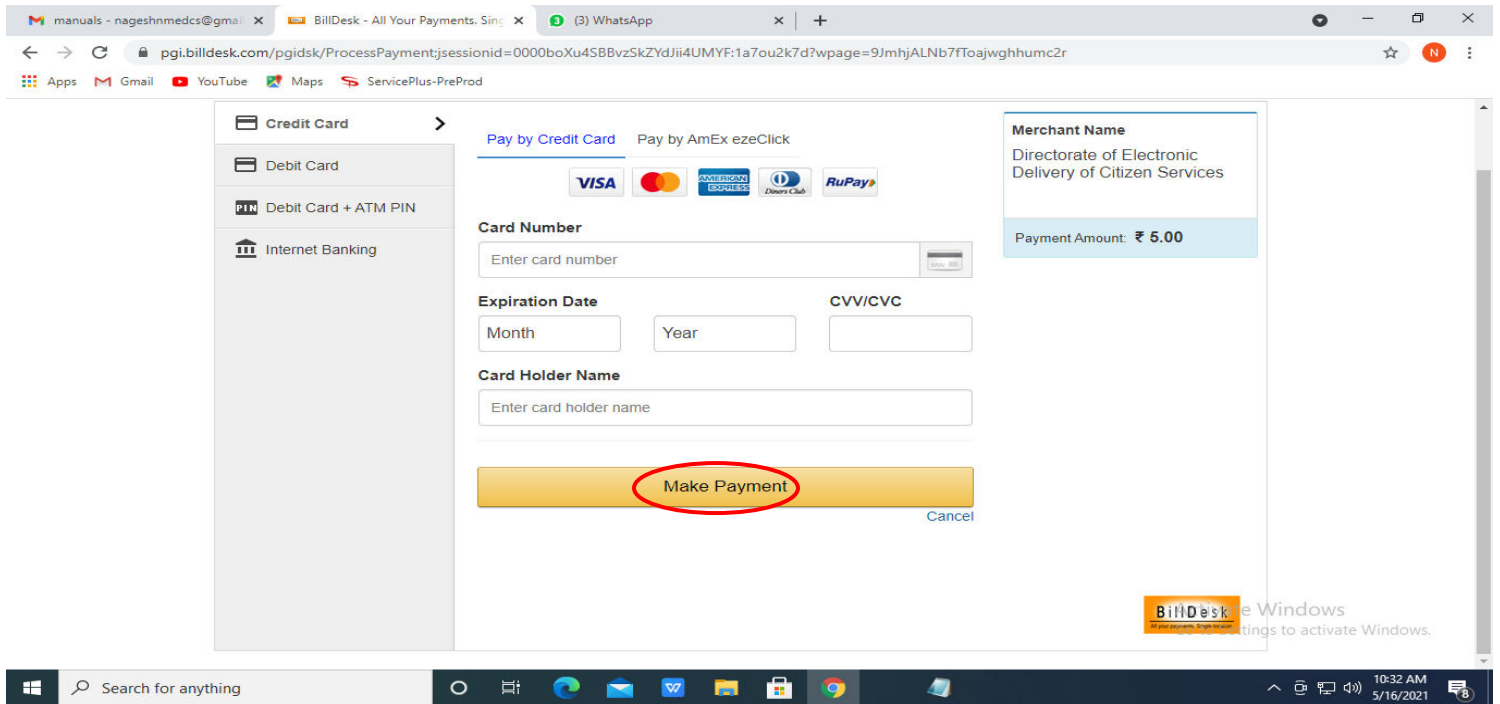
Step 14 : Select the Mode of Payment and click on Make Payment to proceed.

The screenshot shows the ServicePlus web application interface. The URL is `serviceonline.gov.in/configureka/proccedToPayment.do?OWASP_CSRFTOKEN=435M-UJDE-AI6F-17LP-IDIY-JJSH-2HGT-PRA2`. The page title is "APPLICATION FOR DUPLICATE DEGREE CERTIFICATE". The left sidebar contains a "Menu" with options like "Manage Profile", "Apply for services", "View all available services", "View Status of Application", and "Messages & Alerts". The main content area is titled "PAYMENT DETAILS" and contains the following information:

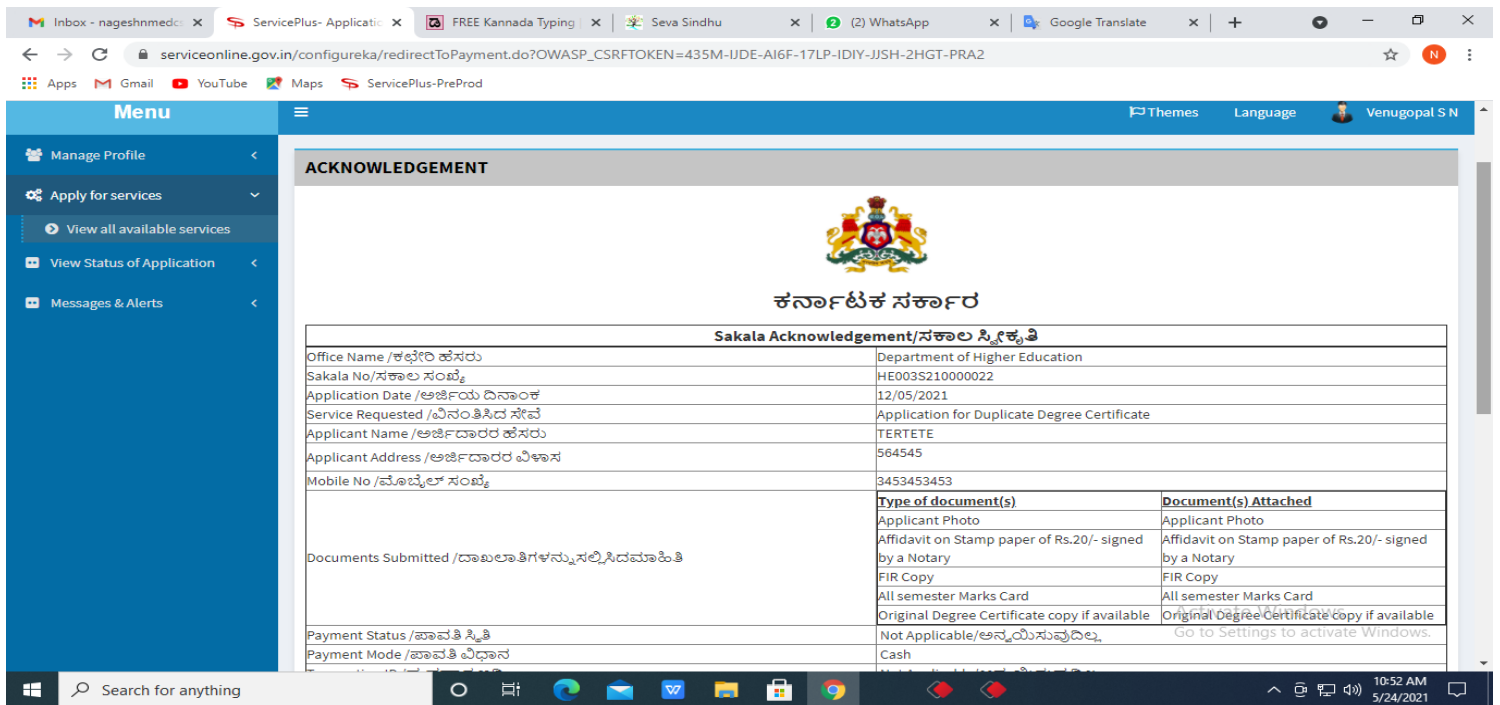
- Mode Of Payment:** Paytm Bill Desk Payment Cash
- Application Fee:** 1845.0
- Total Amount to be paid (in Rs.):** 1845.0
- Receipt No. *** `df`
- Payment Date *** `12/05/2021` (with a calendar icon and note: "(Select last 20 days from current date)")
- Buttons: **Make Payment** (circled in red), **Reset**, and **Cancel**

The Windows taskbar at the bottom shows the time as 10:51 AM on 5/24/2021.

Step 15 : Select preferred payment method (Credit Card/Debit Card/Internet Banking), enter the required details and click on make payment.



Step 16 : After payment is successful, acknowledgement will be generated. Acknowledgment consists of applicant details, application details and the payment details for applicant's reference.



Step 17 : To download the certificate, go to the sevasindhu.karnataka.gov.in and click on **Registered Users Login Here.**

The screenshot shows the homepage of the Government of Karnataka's Seva Sindhu portal. At the top, there is a navigation bar with links for Home, About Seva Sindhu, Departments & Services, Service Centers, Grama One, Reports-Dashboard, FAQ, Department Contact Details, and Contact Us. Below this is a banner with five images representing different departments: Revenue, Health, Women and Child, Department of Labour, and Police. A red circle highlights the 'REGISTERED USERS LOGIN HERE' button in the top left of the main content area. Other buttons include 'RAISE YOUR COMPLAINT', 'TRACK YOUR APPLICATION STATUS', 'NEW USERS REGISTER HERE', 'CATEGORY WISE SERVICES', and 'COVID RELATED SERVICES'. The footer contains a search bar and system information like date and time.

Step 18 : Once the login page is open, enter your username, password/OTP, captcha and click on **Submit.**

The screenshot shows the login page of the Seva Sindhu portal. The page is divided into two main sections: 'Apply for Service' and 'Check Your Application Status'. The 'Apply for Service' section contains a form with a phone number field (9611106670), a password field, a 'Get OTP' button, a captcha field (552519), and a 'Submit' button. The 'Check Your Application Status' section contains a 'Select Department' dropdown, a 'Select Service' dropdown, an 'Enter your Application ID' field, and a 'Check Status Now' button. A red circle highlights the 'Submit' button. The footer contains a search bar and system information like date and time.

Step 19 :Click on **View Status of Application** --> **Track application status**. Enter Application Reference Number (you can refer to Acknowledgment/SMS to get Application Reference Number) and click on **Get Data**.

The screenshot shows the ServicePlus web application interface. The browser address bar displays `serviceonline.gov.in/karnataka/citizenServiceList.do`. The page title is "View Status Of Application / Track Application Status". The search filters are: From Date: 24/03/2021, To Date: 24/05/2021, and App Ref No.: ES002S210000027. A green "Get Data" button is highlighted with a red circle.

Step 20 : Check Current Status of the application. If it is delivered, Click on **Delivered**.

The screenshot shows the ServicePlus web application interface with the application results table. The browser address bar displays `serviceonline.gov.in/karnataka/applicationTrackStatus.do`. The page title is "View Status Of Application / Track Application Status". The search filters are: From Date: 24/03/2021, To Date: 24/05/2021, and App Ref No.: ES002S210000027. A green "Get Data" button is visible. The table shows one entry with the status "Delivered", which is highlighted with a red circle.

SNo	Service Name	Application Reference No	Submission Date	Due Date	Current Status
1	Application for Death Certificate	ES002S210000027	20/05/2021	21/05/2021	Delivered

Step 21 : Under Issue Document(s), click on **Output certificate**.

ServicePlus
Metadata-based Integrated eSer...

Menu

- Manage Profile
- Apply for services
- View Status of Application
 - Track application status
 - View Incomplete Application
 - Revalidate Payment
 - Modify Submissions
- Messages & Alerts

Status of Application

Application Reference Number : ES002S210000027

Name of the Service : Application for Death Certificate

Applied By : Asha D J

Application due Date : 21/05/2021

S.No.	Task Name	Form Details	Issued Document(s)	Status	Remarks
1	Application Submission	View	Acknowledgement	Completed	NA
2	Push application data to DB	NA	Nil	Forwarded	View
3	Callback Webservice	NA	Output Certificate	Delivered	View

Showing 1 to 1 of 1 entries

Close

Step 22 : Duplicate Cinema Operator License Certificate will be downloaded.

WPS Office

EN0065210000012.pdf

Menu

Home Insert Comment Edit Page Protect Tools

Hand Tool Select Tool Edit Content PDF to Office PDF to Picture Annotate 60% 1/1 Auto Scroll Read Mode Background Screen Grab Search Highlight Note

Government of Karnataka
(Electrical Inspectorate)

GSC No: EN0065210000012

Office of Chief Electrical Inspector
Nimana Bhaavan, 2nd Floor
Dr Rajkumar Road, Rajajinagar
Bangalore-560010
20/05/2021

To,
Harish Ravindra Kaddimani
Sir/Madam,

Subject: Registration for Cinema operator Exam Reg.

Reference: Your Letter Dated 28/06/2021

With reference to the above subject, your application for Cinema operator examination is Registered vide Reg. no 123abc Dated 20/05/2021 in this office in accordance with the present Cinema operator rules, you are eligible to appear cinema operator examination after completion of one year of apprenticeship training from the date of registration at this office.

Yours faithfully,
[Signature]
Venugopal S N Admin
Chief Electrical Inspector to Govt.

Reference No: EN0065210000012 To View: http://admin@go.ionan.org/portal/EN0065210000012/EN0065210000012

This document contains 1 signatures, where 1 signature validity is unknown.

View

Navigation 1/1

Type here to search

27°C AQI 102 ENG 12:51 11-08-2021